

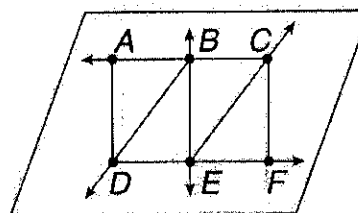
Geometry Test Review

Write the following in geometric notation. (using the correct symbols)

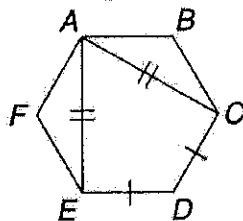
1. line EF _____ 2. ray RS _____ 3. line segment JK _____

Use the figure to the right.

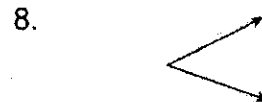
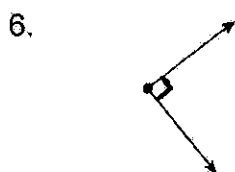
4. Identify two points, a line, two line segments, a plane, and two rays. points _____
 line _____, line segments _____,
 plane _____, rays _____



5. Identify the congruent line segments.



Tell whether each angle is acute, right, obtuse, or straight.



9. Angles L and M are complementary. If $m\angle L$ is 16° , what is $m\angle M$?

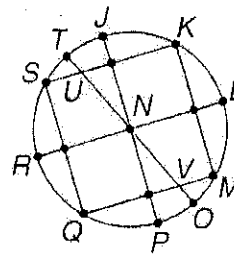
10. Angles R and S are supplementary. If $m\angle R$ is 78° , what is $m\angle S$?

11. Angles L and M are complementary. If $m\angle L$ is 35° , what is $m\angle M$?

12. Angles R and S are supplementary. If $m\angle R$ is 95° , what is $m\angle S$?

Name the parts of circle *N*.

13. radii _____
 14. diameters _____
 15. chords _____



Use the circle graph.

16. An Internet poll asked people if they believe that taking vitamins will make them live longer. The circle graph shows the response. Find the central angle measure of the sector that shows the percent of people who answered "No."

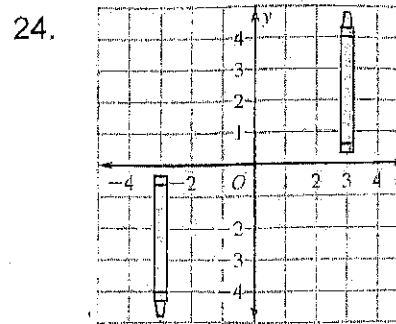
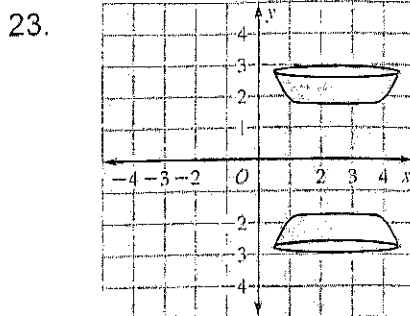
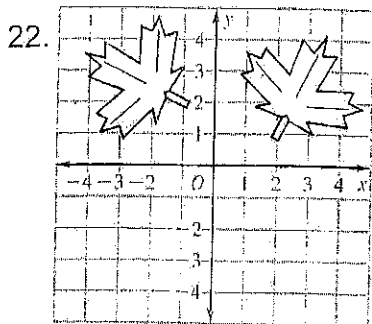
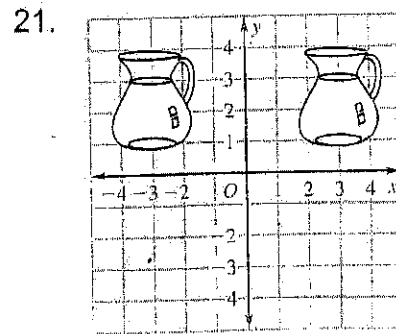
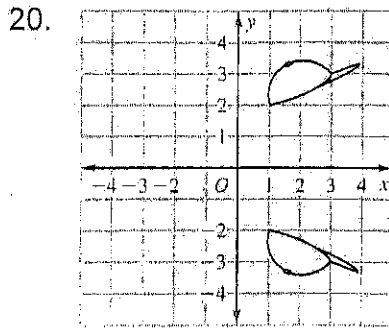
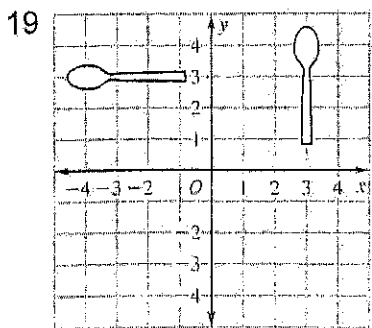
Vitamin Poll



17. Find the central angle measure of the sector that shows the percent of people who answered "Yes."

18. Find the central angle measure of the sector that shows the percent of people who answered "Not sure."

Identify each type of transformation.

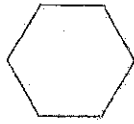


Draw all lines of symmetry for each figure.

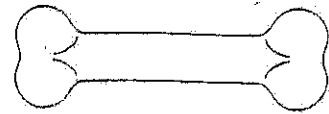
25.




26.



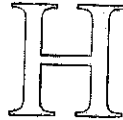
27.



28.



29.

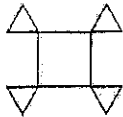


30.



Determine whether each figure is a polygon. If it is not, explain why not.

31.



32.



33.

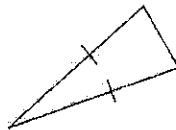


Classify each triangle according to its sides and angles.

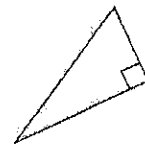
34.



35.




36.

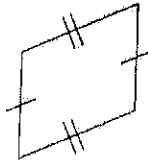


Give all of the names that apply to each quadrilateral. Then give the name that best describes it.

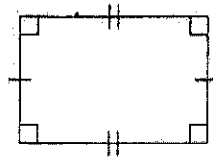
37.



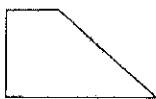
38.



39.



40.

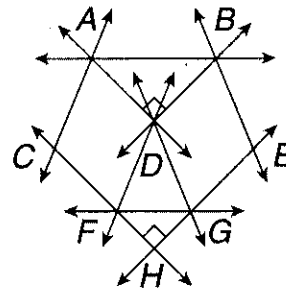


Tell whether the lines appear parallel, perpendicular or skew.

41. \overleftrightarrow{AD} and \overleftrightarrow{BD} _____

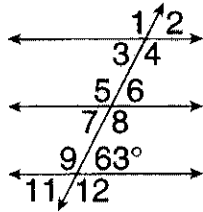
42. \overleftrightarrow{AB} and \overleftrightarrow{GH} _____

43. \overleftrightarrow{FH} and \overleftrightarrow{GH} _____

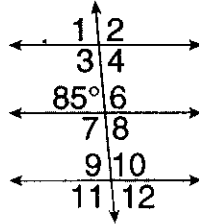


Assume that lines that look parallel are parallel.
Find the measure of each angle.

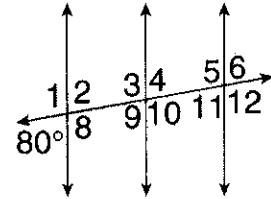
44. $\angle 3$, $\angle 5$, and $\angle 12$



45. $\angle 4$, $\angle 8$, and $\angle 10$



46. $\angle 3$, $\angle 6$, and $\angle 11$



47. A pair of complementary angles is congruent. What is the measure of each angle?